

Version 1.0.0

What's in latest release of Open SDG?

1. New features
2. Simplified design
3. Improved developer experience



1. New features

2. Simplified design

3. Improved developer experience

1. New features:

Front page intro banner

Banner, image, and description to give users a better introduction to the platform. 100% customisable.

17 goals to transform our world

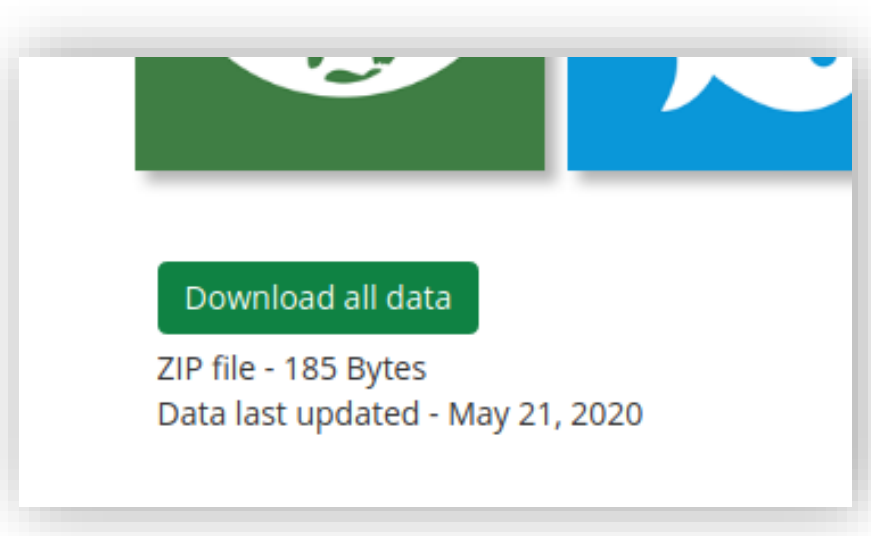
The [Sustainable Development Goals \(SDGs\)](#) are a universal call to action to end poverty, protect the planet and improve the lives and prospects of everyone, everywhere. The 17 Goals were adopted by all UN Member States in 2015, as part of the [2030 Agenda for Sustainable Development](#).



1. New features:

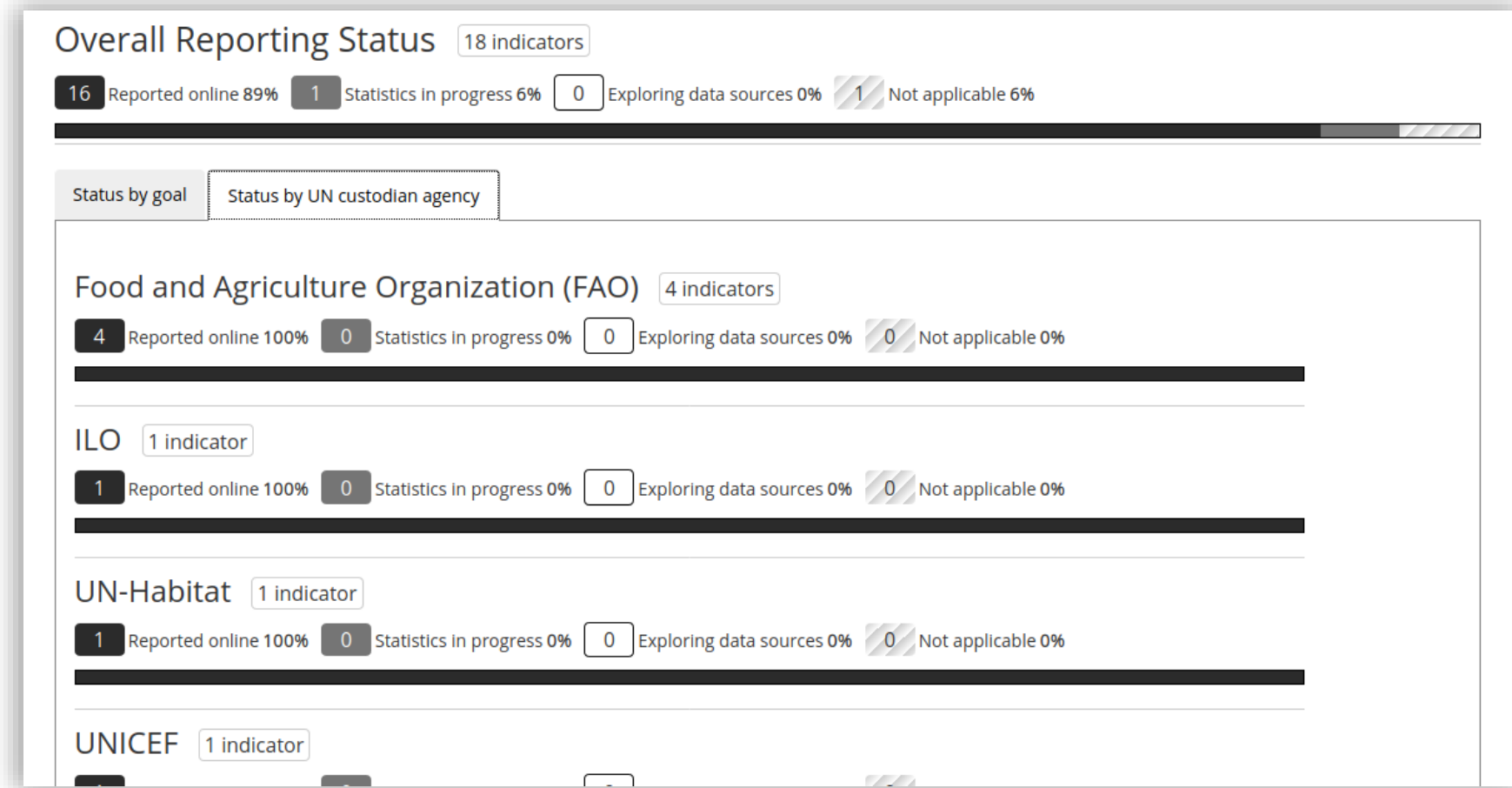
Bulk data download

Bulk-download button on the homepage, for easy downloading of all datasets.



1. New features: Reporting status tabs

Display reporting
status by additional
fields, in tabs.



1. New features: Improved search

Search now includes all pages on the site and shows more relevant search results at the top.

Search results for 'poverty'

6 results found

[End poverty in all its forms everywhere](#)

[Goals » /open-sdg-site-starter/1](#)

[Proportion of population living below the national poverty line, by sex and age](#)

[Indicators » /open-sdg-site-starter/1-2-1](#)

[Proportion of domestically generated resources allocated by the government directly to poverty reduction programmes](#)

[Indicators » /open-sdg-site-starter/1-a-1](#)

[Proportion of men, women and children of all ages living in poverty in all its dimensions according to national definitions](#)

[Indicators » /open-sdg-site-starter/1-2-2](#)

1. New features:

Stacked bar charts

New types of data visualisations are now easier to add, and our first example is stacked bar charts.



1. New features:

Chart titles per unit

The chart title can now be customised for each unit of measurement.

The image displays two panels of the OpenSDG interface, illustrating the new feature of customizing chart titles per unit of measurement.

Top Panel: Air passenger volumes

- Units type:** Passengers, Tons
- View options:** Chart, **Table**
- Chart Title:** Air passenger volumes
- Value:** 450

Bottom Panel: Air freight volumes

- Units type:** Passengers, Tons
- View options:** Chart, **Table**
- Chart Title:** Air freight volumes
- Value:** 4.0


1. New features
2. Simplified design
3. Improved developer experience

2. Simplified design: Headers

ALPHA This is a development website. We welcome your [feedback](#).




[REPORTING STATUS](#) [ABOUT](#) [GUIDANCE](#) [FAQ](#) [A](#) 

Indicator search 

ALPHA This is a development website. We welcome your [feedback](#).





[Reporting Status](#) [About](#) [Guidance](#) [FAQ](#) [Updates](#) [A](#) 

2. Simplified design:

Banners

1 NO POVERTY



End poverty in all its forms everywhere

Indicator 1.1.1: Proportion of population below the international poverty line, by sex, age, employment status and geographical location (urban/rural)

[Home](#) / [Goal 1](#) / [Indicator 1.1.1](#)

1 NO POVERTY



Indicator 1.1.1

Proportion of population below the international poverty line, by sex, age, employment status and geographical location (urban/rural)

[Home](#) / [Goal 1](#) / [Indicator 1.1.1](#)

2. Simplified design: Tabs

[National Metadata](#) [Global Metadata](#) [Sources](#) [Edit](#)

This table provides information on metadata for SDG indicators as defined by the UN Statistical Commission. [Complete global metadata](#) is provided by the UN Statistics Division.

Indicator name	Proportion of population living in urban areas
Indicator number	1.1.1
Target name	By 2030, eradicate extreme poverty for all people everywhere, currently measured as people living on less than \$1.25 a day

[National Metadata](#) [Global Metadata](#) [Sources](#) [Edit](#)

This table provides information on metadata for SDG indicators as defined by the UN Statistical Commission. [Complete global metadata](#) is provided by the UN Statistics Division.

Indicator name	Proportion of population below the international poverty line, by sex, age, employment status and geographical location (urban/rural)
Indicator number	1.1.1
Target name	By 2030, eradicate extreme poverty for all people everywhere, currently measured as people living on less than \$1.25 a day

1. New features
2. Simplified design
3. Improved developer experience

3. Improved developer experience:

1.0.0: First major release!

- What do these version numbers mean?
 - Major release: **0.x.x** -> **1.x.x**
 - Minor release: **x.0.x** -> **x.1.x**
 - Hotfix release: **x.x.0** -> **x.x.1**
- 1.0.0 is a major release with some breaking changes, but with detailed upgrade instructions.
- Future minor and hotfix releases (1.x.x) will not contain any breaking changes.

3. Improved developer experience:

Easier to customise indicator pages

- The indicator page has been split into smaller components
- Simpler code that is easier to understand
- Easier to override specific parts of the indicator page
- Easier to maintain these overrides

3. Improved developer experience:

Easier to customise styles and colours

- Stylesheets have been split into smaller components
- Simpler code that is easier to understand
- All colours are now specified with “default variables”, which allows full control over the colour scheme, without requiring any CSS.

What's next?

Features planned for version 1.1.0:

- SDMX download
- Multiple series within an indicator
- Customisable homepage
- Comprehensive Indicator Review changes
- More!